



газовые редукторы

7

gas pressure regulators.....	274
gas ball valves.....	275
gas lines.....	276
gas hoses.....	276
gas safety devices.....	279
pressure switches.....	279
consumables.....	280
tools.....	281
meters.....	282
assortment cases.....	284

газовые редукторы

gas pressure regulators

Standard pressure according to country:

Germany 50mbar

France 37mbar

Italy 30mbar

Spain 37/50mbar

UK 20mbar



fig.	description
1 250050	low pressure gas regulator type EN61-DS - 30mbar, 1.5kg/h with excess pressure protection and hose rupture protection for external commercial installations inlet for small gas cylinders (3/8" left), outlet 1/4" conical left hand thread
1 250005	low pressure gas regulator type EN61-DS - 50mbar, 1.5kg/h with excess pressure protection and hose rupture protection for external commercial installations inlet for small gas cylinders (3/8" left), outlet 1/4" conical left hand thread
2 250001	low pressure gas regulator type EN61 - 50mbar, 1.5kg/h with thermal shut-off device and manometer for external installations in commercial inlet for small gas cylinders (3/8" left), outlet 1/4" conical left hand thread



fig.	description
3 250044	low pressure gas regulator type EN61-DS - 50mbar, 1.5kg/h with excess pressure protection, for external commercial installations inlet for small gas cylinders (3/8" left), outlet 1/4" conical left hand thread
4 250072	low pressure gas regulator type EN61-DS - 50mbar, 1.5kg/h with excess pressure protection, hose rupture protection and manometer for external commercial installations inlet for small gas cylinders (3/8" left), outlet 1/4" conical left hand thread



fig.	description
5 250051	low pressure gas regulator type EN61-DS - 30mbar, 1.5kg/h with thermal shut-off device and hose rupture protection, for internal commercial installations inlet for small gas cylinders (3/8" left), outlet 1/4" conical left hand thread
5 250007	low pressure gas regulator type EN61-DS - 50mbar, 1.5kg/h with thermal shut-off device and hose rupture protection, for internal installations in commercial inlet for small gas cylinders (3/8" left), outlet 1/4" conical left hand thread
6 250045	low pressure gas regulator type FL 91-4 - 50mbar, 4kg/h with thermal cut-off valve, blow-off valve, for external installations in commercial inlet for big gas cylinder (W21.80x14" left), outlet 1/2" conical left hand thread



fig.	description
7 250013	low pressure gas regulator - 37mbar, 4kg/h for external installations in commercial inlet for big gas cylinder (W21.80x14" left), outlet M20x1.5
8 106693	low pressure gas regulator type RV48LM - 1.25-3kPa, 4.8m³/h inlet 1/2", outlet 1/2"
8 250099	low pressure gas regulator type RV48LM - 1-2kPa, 4.8m³/h inlet 1/2", outlet 1/2"
8 250098	low pressure gas regulator type RV48LM - 1-2kPa, 4.8m³/h inlet 3/4", outlet 3/4"



fig.	description
9 527805	gas regulator for espresso makers 10-50 mbar with steam pressure connection 1/4" inlet 3/4", outlet 3/4"
10 250096	high pressure gas regulator type APZ120R to regulate the first stage on an LPG system input pressure max. 16bar, output pressure 1-3bar, 12-18kg/h inlet 1/4", outlet 1/4"

auxiliary gas parts

7




fig.	description
11 250091	low pressure gas regulator type BP1903VT - 30mbar, 4kg/h Outdoor installation is preferable. inlet 1/4", outlet 3/8"
12 250092	low pressure gas regulator type BP2202 - 30mbar, 7kg/h Outdoor installation is preferable. In case of indoor installation, it is recommended to connect the vent to the outdoors using a pipe ø6mm. inlet 1/4", outlet 3/8"
12 250093	low pressure gas regulator type BP2210 - 30mbar, 12kg/h Outdoor installation is preferable. In case of indoor installation, it is recommended to connect the vent to the outdoors using a pipe ø6mm. inlet 1/4" outlet 1/2"




fig.	description
13 250094	low pressure gas regulator type BP2402 - 30mbar, 40kg/h Outdoor installation is preferable. In case of indoor installation, it is recommended to connect the vent to the outdoors using a pipe ø10mm. inlet 1/2", outlet 3/4"
13 250095	low pressure gas regulator type BP2302 - 30mbar, 20kg/h Outdoor installation is preferable. In case of indoor installation, it is recommended to connect the vent to the outdoors using a pipe ø8mm. inlet 1/2", outlet 1"

accessories

connections



fig.	description
1 103230	double nipple brass thread 1/8" - 20x14G left
2 103228	hose connector brass straight thread 3/8" hose ø 10mm
2 103229	hose connector brass straight thread 1/2" hose ø 10mm
3 103231	double nipple brass thread 3/8" - 20x14G left
3 103232	double nipple brass thread 1/2" - 20x14G left
4 103233	screw pipe fitting brass thread 1/4" ET - 20x14G left IT for pipe ø 7mm

gas ball valves

with DIN-DVGW approval




fig.	inlet	outlet	nominal size	approval
1 520796	1/2" ET	1/2" ET	DN15	DVGW
1 520798	1/2" ET	1/2" ET	DN15	DVGW
2 520372 ¹	1/2" ET	1/2" IT	DN15	DVGW
2 520793	1/2" ET	1/2" IT	DN15	DVGW
2 520373 ¹	3/4" ET	3/4" IT	DN20	DVGW
2 520794	3/4" ET	3/4" IT	DN20	DVGW
3 520795	1/2" IT	1/2" ET	DN15	DVGW
3 520797	1/2" IT	1/2" ET	DN15	DVGW

¹thermal activation 100°C



fig.	inlet	outlet	nominal size	approval
4 520370 ¹	1/2" IT	1/2" IT	DN15	DVGW
4 520791	1/2" IT	1/2" IT	DN15	DVGW
4 520371 ¹	3/4" IT	3/4" IT	DN20	DVGW
4 520792	3/4" IT	3/4" IT	DN20	DVGW
5 520508	3/4" IT	3/4" IT	DN20	DIN-DVGW
6 520286	1/2" IT	1/2" IT	DN15	DVGW

¹thermal activation 100°C



fig.	inlet	outlet	nominal size	approval
7 520287	3/4" IT	3/4" IT	DN20	DVGW
7 520288	1" IT	1" IT	DN25	DVGW
7 520289	1 1/4" IT	1 1/4" IT	DN32	DVGW
8 520325	1/2" IT	1/2" IT	DN15	DVGW
8 520326	3/4" IT	3/4" IT	DN20	DVGW
8 520327	1" IT	1" IT	DN25	DVGW

miscellaneous



fig.	inlet	outlet	nominal size	approval
1	106364	1"NPT	1"NPT	DN25
2	106365	1 1/4"NPT	1 1/4"NPT	DN32
3	520909	1/2" IT	1/2" IT	DN15

gas lines

main gas lines

universal



fig.	connection	L (mm)	ED ø (mm)	material
1	109179	ø4mm	320	SS
1	109178	ø4mm	680	SS
1	102460	ø4mm	750	SS
1	107296	ø6mm	450	SS
1	107276	ø8mm	385	SS
1	107277	ø8mm	650	SS
1	107552	ø10mm	300	SS
1	102987	ø10mm	400	SS
1	102301	ø10mm	625	SS
1	106655	ø10mm	800	SS
1	107589	ø10mm	1250	SS

pilot tubes

universal



fig.	material	pipe ø	L (mm)	
1	106356 ¹	aluminium	3/16" CCT	-
1	106357	aluminium	1/4" CCT	300
1	106358	aluminium	3/8" CCT	285

¹by the meter



fig.	material	pipe ø	L (mm)	
2	102110	copper	4mm	3000
2	102111	copper	6mm	3000



fig.	material	pipe ø	L (mm)	
3	102108	SS	4mm	3000
3	102109	SS	6mm	3000

gas hoses

with plug-in coupling

gas socket outlets



fig.	connection	L1 (mm)	L2 (mm)	version	
1	520361	1/2"	14.5	50	with them. safety valve

technical data:

standard DIN 3383
operation pressure 0,4bar
ambient temperature max. 70°C



fig.	connection	L1 (mm)	L2 (mm)	version	
2	520362	1/2"	15	88	with them. safety valve

technical data:

standard DIN 3383
operation pressure 0,4bar
ambient temperature max. 70°C

DIN 3384 with DVGW approval



technical data:

material SS-reinforced/strip-wound hose
connector 1/2" IT
operation pressure 0,1bar
ambient temperature max. 70°C

pos.	L (mm)	pos.	L (mm)	pos.	L (mm)			
1	520365	500	4	520368	1250	7	520884	2500
2	520366	800	5	520369	1500			
3	520367	1000	6	520867	2000			

CE approval to DIN 3383-1 EN 14800



technical data:

material SS-braided, plastic-coated
connector 1/2" IT

pos.	L (mm)	pos.	L (mm)	pos.	L (mm)			
1	520799	500	4	520855	1250	7	520919	2500
2	520837	750	5	520856	1500			
3	520839	1000	6	520899	2000			



CE approval to DIN 3383-1 EN 14800



technical data:
 material SS-braided, plastic-coated
 nominal size DN12
 connector 1/2" IT - 1/2" ET

pos.	L (mm)	pos.	L (mm)	pos.	L (mm)	
1	250063	500	4	250066	1250	
2	250064	750	5	250067	1500	
3	250065	1000	6	250068	1750	
				7	250069	2000



technical data:
 material SS-braided, plastic-coated
 nominal size DN12
 connector 1/2" IT - 1/2" IT

pos.	L (mm)	pos.	L (mm)	pos.	L (mm)	
1	250059	500	4	250061	1250	
2	250060	750	5	250057	1500	
3	250056	1000	6	250062	1750	
				7	250058	2000

NF D36-123

hoses



technical data:
 material flex hose plastic-coated
 version with Viton gasket
 pressure max 2bar

fig.	L (mm)	connection	nominal size
1	250017	1/2" IT - 1/2" IT	DN15
1	250018	1/2" IT - 1/2" IT	DN15
1	250019	1/2" IT - 1/2" IT	DN15
1	250020	1/2" IT - 1/2" IT	DN15
1	250021	1/2" IT - 1/2" IT	DN15
1	250024	1/2" IT - 1/2" IT	DN15
1	250022	1/2" IT - 1/2" IT	DN15

¹incl. connection set



technical data:
 material flex hose plastic-coated
 version with Viton gasket
 pressure max 2bar

fig.	L (mm)	connection	nominal size
2	250025	3/4" ET - 3/4" ET	DN20
2	250026	3/4" ET - 3/4" ET	DN20
2	250027	3/4" ET - 3/4" ET	DN20

connections



fig.	description
1	250097 connection set adaptor 1/2" ET - M20x1,5 IT angle piece 1/2" IT - 1/2" ET 2 gaskets
2	104662 snap-on connection 1/2" - 1/2"
2	104663 snap-on connection 3/4" - 3/4"

UNI CIG 9891



technical data:
 type extendable
 material SS plastic-coated
 version with SS connections

fig.	L (mm)	connector
1	250028	250-500 1/2" IT - 1/2" IT
1	250037	450-1000 3/4" IT - 3/4" IT
1	250029	500-1000 1/2" IT - 1/2" IT
1	520458	900-2000 3/4" IT - 3/4" IT
1	250030	1000-2000 1/2" IT-1/2" IT



technical data:
 type extendable
 material SS plastic-coated
 version with SS connections

fig.	L (mm)	connector
2	250035	250-500 3/4" IT - 3/4" ET
2	250038	450-1000 3/4" IT - 3/4" ET
2	250032	500-1000 1/2" IT - 1/2" ET
2	250039	900-2000 3/4" IT - 3/4" ET
2	250033	1000-2000 1/2" IT - 1/2" ET

Hydra



technical data:
 material SS corrugated hose/SS braided

pos.	approval	L (mm)	nominal size	connection
1	250080	DIN-DVGW	910	DN25 1" IT - 1" ET




fig.	description	nominal size	TS	approval	
1	104529	coupling bush	DN19	1" IT	DIN-DVGW
2	104528	coupling plug	DN19	1" IT	DIN-DVGW

NSF/ANSI 169; ANSI Z21.24/CSA 6.10



technical data:
version with quick-release connection
material SS with PVC coated

pos.	L (mm)	connector	nominal size	
1	250082	1000	1/2"	DN15
2	250085	1000	3/4"	DN20
3	250088	1000	1"	DN25
4	250083	1200	1/2"	DN15
5	250086	1200	3/4"	DN20
6	250089	1200	1"	DN25
7	250084	1500	1/2"	DN15
8	250087	1500	3/4"	DN20
9	250090	1500	1"	DN25

DIN 4815 with DVGW approval



technical data:
material rubber with textile insertion
temperature resistance up to -30°C

pos.	L (mm)	connector	
1	250047	400	1/4" left - tube ø 10mm
2	250004	400	1/4" left - tube ø 12mm
3	250002	400	1/4" left - tube ø 8mm
4	250048	1000	1/4" left - tube ø 10mm
5	250041	1000	1/4" left - tube ø 8mm
6	250042	1500	1/4" left - tube ø 8mm
7	250049	2000	1/4" left - tube ø 10mm
8	250043	2000	1/4" left - tube ø 8mm

screw pipe fittings



technical data:
version for steel tubes

fig.	TS	for pipe ø (mm)	fig.	TS	for pipe ø (mm)		
1	107357	3/8"	8	1	107358	1/2"	8
1	101560	3/8"	10	1	106442	1/2"	10
1	106443	3/8"	12	1	101561	1/2"	12



technical data:
version for steel tubes

fig.	TS	for pipe ø (mm)	fig.	TS	for pipe ø (mm)		
2	107359	3/8"	8	2	107360	1/2"	8
2	106444	3/8"	10	2	106445	1/2"	10



technical data:
version for steel tubes

fig.	TS	for pipe ø (mm)	fig.	TS	for pipe ø (mm)		
3	106448	-	8	3	106449	-	10



technical data:
version for steel tubes

fig.	TS	for pipe ø (mm)	fig.	TS	for pipe ø (mm)		
4	106477	-	8	4	106479	-	12
4	106478	-	10				



technical data:
version for steel tubes

fig.	TS	for pipe ø (mm)	fig.	TS	for pipe ø (mm)		
5	106488	-	10	5	106489	-	12

miscellaneous



fig.	description	suitable for	
1	250081	gas hose T1: L 260mm nominal-ø 10,5mm	Pitco



gas safety devices

Complete gas safety system for the protection of commercial kitchens according to DVGW worksheet G631, consisting of gas safety line (double valve, ball valve with thermal shut-off device), digital controlling unit, differential pressure switch.



pos.	type	connection	nominal size	input pressure max. (bar)	control unit	
1	520861	0.5	1/2" IT	DN15	0.5	IP65
2	520862	0.75	3/4" IT	DN20	0.5	IP65
3	520863	1	1" IT	DN25	0.5	IP65
4	520864	1.5	1 1/2" IT	DN40	0.5	IP65
5	520865	2	2" IT	DN1.5	0.5	IP65

spare parts



fig.	description
1	520894 control type for gas safety device
2	541909 differential pressure switch pressure range 0.2 - 3mbar connection 4.5mm type KS 300 A2-7

pressure switches



fig.	pressure range (mbar)	connection	suitable for	Ref. No.
1	543022	0.1/0.2	6.5mm Dungs Hounö	223363 32700130
2	541111	settable 0.2- 3	6mm Fagor Rational	12030211 3017.1010
3	541797	0.8/0.6	6mm Electrolux SIT	006536 0380013



fig.	pressure range (mbar)	connection	suitable for	Ref. No.
4	541352	1.5/1.2	6mm Electrolux SIT Zanussi	005746 0380072 005746
4	541304	2.7/2.15	6mm Fagor SIT	12018227 0380047
5	541073	settable 5-20	1/4" Ambach Electrolux Gico Juno Lainox SIT Zanussi	5061309598 002635 6440001 002635 LAR63070010 0360001 002635
5	541051	settable 10-50	1/4" Mareño Silko SIT	MA5151000 SIR0102485 0360002
6	542115	0.17-0.75	6.8mm Zanolli	ELET0641



fig.	pressure range (mbar)	connection	suitable for	Ref. No.
7	541909	0.2 - 3	4.5mm Dungs	257843
8	541867	settable 0.5-2.5	7.5/10.5mm Electrolux Zanussi	003772 003772

7 auxiliary gas parts

consumables

gas tap greases



fig.	description
1 890108	Fermit GLISSA - can 500g High-grade lubricant for gas valves and fittings and actuators in accordance with DIN EN 377 Glissa all gas valve grease is resistant to all gases and gas mixtures mentioned in DVGW worksheet G 260 and corresponds to DIN DVGW 96.01e 1055 Synthetic, non-dropping, ductile Temperature range: up to +150°C
2 890202	Fermit GLISSA - tube 20g High-grade lubricant for gas valves and fittings and actuators in accordance with DIN EN 377 Glissa all gas valve grease is resistant to all gases and gas mixtures mentioned in DVGW worksheet G 260 and corresponds to DIN DVGW 96.01e 1055 Synthetic, non-dropping, ductile Temperature range: up to +150°C
3 890102	Fermit GLISSA - tube 60g High-grade lubricant for gas valves and fittings and actuators in accordance with DIN EN 377 Glissa all gas valve grease is resistant to all gases and gas mixtures mentioned in DVGW worksheet G 260 and corresponds to DIN DVGW 96.01e 1055 Synthetic, non-dropping, ductile Temperature range: up to +150°C

hemp



fig.	description	fig.	description
1 890089	hemp dispenser	3 890086	sealing hemp
2 890080	liquid gasket		

PTFE tapes



technical data:
thickness 0,1mm
features temperature-resistant, elastic

pos.	L (m)	W (mm)	temp. (°C)	approval
1 890012	12	12	-200 up to +260	DIN-DVGW, KTW
2 890100	12	12	-200 up to +260	DIN-DVGW, KTW
3 890013 ¹	13.3	12.7	-240 up to +260	DIN-DVGW, KTW, BAM

¹Golden Band

thread sealing cords



fig.	product name	L (m)	temp. (°C)	approval
1 890109	FERMIT	175	-200 up to +240	DVGW, KTW, WRC, UL
2 890162	LOCTITE 55	50	-55 up to +130	DVGW, KTW, WRAS, NSF

thread sealants



fig.	description
1 890135	LOCTITE® 511™ - tube 50ml It is designed for the locking and sealing of metal threaded pipes and fittings. The product cures rapidly when confined in the absence of air between close fitting metal surfaces.
2 890098	LOCTITE® 5331™ - tube 100ml It is designed for the locking and sealing of plastic and metal fittings carrying hot or cold water, e.g. industrial and agricultural plastic water pipe systems or drainage systems.
3 890058	LOCTITE® 511™ - bottle 50ml It is designed for the locking and sealing of metal threaded pipes and fittings. The product cures rapidly when confined in the absence of air between close fitting metal surfaces.
4 890128	LOCTITE® 542™ - bottle 50ml It is designed for the locking and sealing of metal pipes and fittings as well as other cylindrical metal assemblies. The product cures when confined in the absence of air between close-fitting metal surfaces and prevents loosening and leakage due to shock and vibration. The thixotropic nature of LOCTITE 542 reduces the migration of liquid product after application to the part.
5 890097	LOCTITE® 577™ - bottle 50ml It is designed for the locking and sealing of metal pipes and fittings as well as other cylindrical metal assemblies. The product provides an instant, low-pressure seal for metal pipes and fittings. It will not creep, shrink or block systems by shredding. Suitable for fast application at low temperatures. It has excellent chemical and thermal resistance and offers less migration of liquid product after application to the part.
6 890084	Fermitol - bottle 125ml Liquid synthetic resin sealant resistant to oil, liquefied petroleum gas, petrol, benzene, paraffin/kerosene, greases, water, steam, acid, alkaline solution, brine, seawater etc., once set also resistant to spirit and all fuel mixtures. For the sealing of threads, flanges and faces on water, petrol, greases and oil lines, oil heating units, propane gas units, engines, engine casings, gearboxes, machines, process equipment and tanks.



leak detector sprays



fig.	description
1	AOFix - spray can 400ml Leaks and cracks become visible. The AOFix leakage detection spray is useable in high, middle and low pressure. It is adapted to every equipment, tank facilities but also cooling and heating systems, valves, taps, hoses etc. It is anti-corrosion and oil, fat, acids, soap free. Because AOFix is non-flammable, it is applicable in the case of technical gas like ammonia, argon and other noble gases, carbon dioxide, illuminating gas, compressed air, propane, oxygen, nitrogen, hydrogen etc. AOFix leakage detection spray corresponds to all norms and is DIN-DVGW-approved. It is not toxic and low in odor. The AOFix leakage detection spray -15°C is useable by frost.
1 890030	

lava rocks / ceramic briquettes



fig.	description	size	Qty
1 693326	lava rocks	ca.20mm	1.5kg
1 211002	lava rocks	ca.40mm	3kg
1 211008	lava rocks	ca.40-70mm	5kg
1 211003	lava rocks	ca.50-110mm	9kg
2 211056	ceramic briquettes	49x49x19mm	40 pieces (2.2kg)
2 211049	ceramic briquettes	50x50x26mm	40 pieces (2.4kg)
2 211094	ceramic briquettes	60x50x30mm	60 pieces (6.8kg)
3 211095	ceramic briquettes	54x54mm	54 Stück (5.7kg)

tools

nozzle gauges



fig.	size (mm)	version
1 800080	0.1-3	adjustable
2 800082	0.45-1.5	with 20 measuring pins
2 800081	1.5-3	with 16 measuring pins

ring spanner



technical data:
material chrome-vanadium steel, chrome-plated
standard DIN 3118/ISO 3318

pos.	size (mm)	pos.	size (mm)
1	801085	2	801086
	8/10		9/11

thermocouple testers



fig.	description
1	tester for thermocouple
1 802034	

reamers

pos.	size (mm)	pos.	size (mm)	pos.	size (mm)
1	800053	9	800061	17	800069
	0.3		1.1		1.9
2	800054	10	800062	18	800070
	0.4		1.2		2
3	800055	11	800063	19	800071
	0.5		1.3		2.25
4	800056	12	800064	20	800072
	0.6		1.4		2.5
5	800057	13	800065	21	800073
	0.7		1.5		2.75
6	800058	14	800066	22	800074
	0.8		1.6		3
7	800059	15	800067		
	0.9		1.7		
8	800060	16	800068		
	1		1.8		

reamer holder



fig.	L (mm)	ø (mm)
1	75	6
1 800051		

reamer set



fig.	description
1	reamer set with plastic holder 6-piece 0.6mm / 0.8mm / 1.0mm / 1.3mm / 1.6mm / 2.0mm
1 800001	



fig.	description	
2	800050	reamer set with holder 12-piece 0.5mm / 0.6mm / 0.7mm / 0.8mm / 0.9mm / 1.0mm 1.1mm / 1.2mm / 1.4mm / 1.6mm / 1.8mm / 2.0mm

meters

leak detectors



fig.	1	2
	802153	802154
application	NG/LPG	NG/LPG
signal	optic/acoustic	optic/acoustic
scope of delivery	incl. bag and battery	incl. bag and battery
display	LED	LED-scale
type	SE151NM	SE155M
dimensions (mm)	90x160x30	235x55x37
sensor	external	internal



fig.	3	4
	802050	801786
application	NG/LPG	NG/LPG
signal	optic/acoustic	optic/acoustic
scope of delivery	incl. sensor	with case and battery
display	LED	LED
type	300	2198
dimensions (mm)	205x100x36	175x70x38
sensor	external	external

pressure manometers

U-tube manometers



fig.	type	pressure range (mbar)	version	
1	250053	MA 138	0-60	rigid



fig.	type	pressure range (mbar)	version	
2	250052	Manoflex	0-60	rollable

digital manometers



fig.	1
	800005
measurement range (mbar)	0 up to 19.99 / 199.9
measurement unit	Pa/mbar/mmHg,PSI
function	vacuum/over-/differential-pressure
probe type	relative pressure sensor
type	GDH 200-07
connections	2
operating positions	min/max value, tare
resolution	0.01
HCø (mm)	4
accuracy (temperatur)	±0.4%FS
accuracy (hysteresis)	±0.2%FS
overload	max. 0.5 bar
interface	-
dimensions (mm)	106x67x30
scope of delivery	incl. battery



2	
fig.	2
	800004
measurement range (mbar)	-1.00 up to 70.00
measurement unit	bar,Pa,kPa,PSI,mmHg,mH2O
function	vacuum/over-/differential-pressure
probe type	relative pressure sensor
type	GMH 3161-07H
connections	2
operating positions	min/max value, tare, hold
resolution	0.01mbar
HCo (mm)	4/6
accuracy (temperatur)	±0.1%FS
accuracy (hysteresis)	±0.4%FS
overload	max. 1bar
interface	serial (adapter not included)
dimensions (mm)	142x71x26
scope of delivery	incl. battery



3	
fig.	3
	800000
measurement range (mbar)	-100 up to 2000
measurement unit	bar,kPa,MPa,mmHg,PSI,mH2O
function	vacuum/over-/differential-pressure
probe type	relative pressure sensor
type	GMH 3161-13
connections	2
operating positions	min/max value, tare, hold
resolution	1mbar
HCo (mm)	4
accuracy (temperatur)	±0.4%FS
accuracy (hysteresis)	±0.2%FS
overload	max. 4 bar
interface	serial (adapter not included)
dimensions (mm)	142x71x26
scope of delivery	incl. battery

CO detectors



1	
fig.	1
	802152
type	ID155C
measurement range CO	0-1000
scope of delivery	incl. sensor and bag
dimensions (mm)	175x80x32
approval	-

accessories

interface converters



1				
fig.		connection	for model	type
1	800006	RS232 interface	GMH 3xxx & GCO	GRS 3100



2				
fig.		connection	for model	type
2	800007	USB interface	GMH 3xxx & GCO	USB 3100

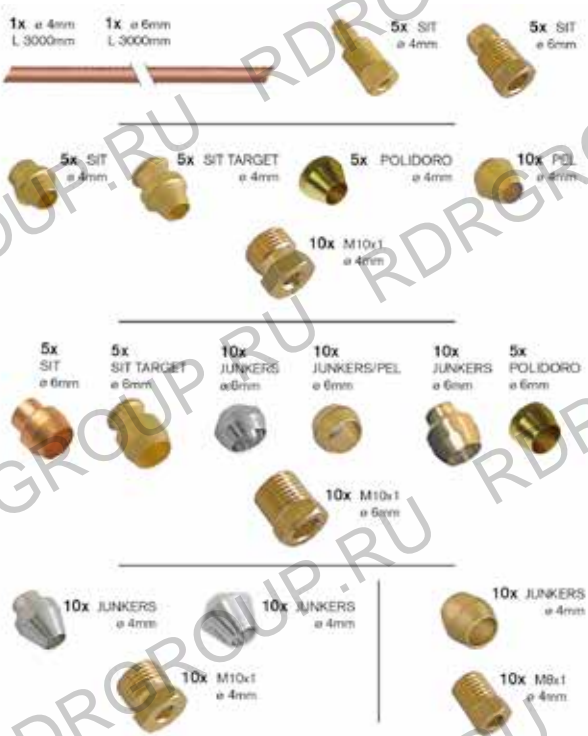
cases



1	
fig.	
1	800197
	case dimensions 275x229x83mm conductivity-,exhaust-,pH-meter/ digital manometer

assortment cases

gas nozzles and ignition line assortment cases



1
fig. description
1 402828 assortment case pilot tubes

magnet units assortment cases



1
fig. description
1 402816 assortment case magnet units

auxiliary gas parts




thermocouple assortment cases



1

fig. description
1 402937 assortment case thermocouple flexible



2

fig. description
2 403500 assortment case thermocouple SIT

7 auxiliary gas parts



3
fig. description
 3 402817 assortment case thermocouple standard

pilot burner assortment cases



1
fig. description
 1 402821 assortment case pilot burner countries Germany

auxiliary gas parts



2

fig.	description
2	403501 assortment case pilot burner SIT series 100

3

fig.	description
3	403502 assortment case pilot burner SIT series 140/150

ignition technology assortment

1

fig.	description
1	401050 assortment case gas ignition components

2

fig.	description
2	402917 assortment case gas ignition components