

32 Электрические комплектующие

plugs - couplings - power sockets 870
cables 874
terminals and connectors 879
insulated tapes 883
plug connectors 883
terminals 883
terminal boxes 888
switch boxes 888
DIN rails 888

RDRGROUP.RU

electric accessories

plugs - couplings - power sockets

protective contact plugs

fig.		plug type	contacts	max. (A)	max (V)	countries
1	550722	BS1363	P+N+E	13	250	UK
2	550203	CEE7/4 type F	P+N+E	16	230	D/I
3	551192[1]	CEE7/4 type F	P+N+E	16	250	D/I

[1]incl. rocker switch

fig.		plug type	contacts	max. (A)	max (V)	countries
4	550204	CEE7/4 type F	P+N+E	16	230	D/I
5	550212	CEE7/4 type F	P+N+E	16	240	D/I
6	550664	CEE7/7 type E+F	P+N+E	16	240	D/F/B/I

fig.		plug type	contacts	max. (A)	max (V)	countries
7	550241[1]	CEE7/7 type E+F	P+N+E	16	250	D/F/B/I
8	550724	CEE7/7 type E+F	P+N+E	16	250	D/F/B/I
9	550200	CEE7/7 type E+F	P+N+E	16	230	D/F/B/I

[1]incl. rocker switch

fig.		plug type	contacts	max. (A)	max (V)	countries
10	550246	CEE7/7 type E+F	P+N+E	16	250	D/F/B/I
11	550723	CEE7/7 type E+F	P+N+E	16	250	D/F/B/I
12	550720	CEI23-16-VII type L	P+N+E	10	250	I

fig.		plug type	contacts	max. (A)	max (V)	countries
13	550713	SEV1011 type 12	P+N+E	10	250	CH
13	550714	SEV1011 type 23	P+N+E	16	250	CH
14	550711	SEV1011 type 12	P+N+E	10	250	CH
15	550721	SEV1011 type 12	P+N+E	10	250	CH

fig.		plug type	contacts	max. (A)	max (V)	countries
16	551225	SEV1011 type 15	3P+N+E	10	250/400	CH
16	551226	SEV1011 type 25	3P+N+E	16	250/400	CH
17	550715	SEV1011 type 15	3P+N+E	10	250/400	CH
17	550716	SEV1011 type 25	3P+N+E	16	250/400	CH
18	550712	SEV1011 type 23	P+N+E	16	250	CH

protective contact couplings

fig.		plug type	contacts	max. (A)	max (V)	protection	countries
1	550527	CEE7/4 type F	3x P+N+E	16	250	IP44	D/I
2	550202	CEE7/4 type F	P+N+E	16	230	IP44	D/I
3	550526	CEE7/4 type F	P+N+E	16	250	IP20	D/I

fig.		plug type	contacts	max. (A)	max (V)	protection	countries
4	550905	CEE7/4 type F	P+N+E	16	250	IP20	D/I
5	550247	CEE7/4 type F	P+N+E	16	250	IP44	D/I
6	551224	CEE7/5 type E	P+N+E	16	230	IP44	B/F

fig.		plug type	contacts	max. (A)	max (V)	protection	countries
7	550717	SEV1011 type 13	P+N+E	10	250	IP44	CH
8	550718	SEV1011 type 23	P+N+E	16	230	IP44	CH

RDRGROUP.RU

protective contact power sockets

universal

fig.		plug type	contacts	max. (A)	max (V)	countries
1	550725	CEE7/4 type F	P+N+E	16	230	D/I
2	550799	CEE7/4 type F	P+N+E	16	230	D/I
3	551129	CEE7/4 type F	P+N+E	16	230	D/I

fig.		plug type	contacts	max. (A)	max (V)	countries
4	551128	CEE7/4 type F	P+N+E	16	230	D/I
5	550531	CEE7/4 type F	P+N+E	16	230	D/I
6	550532	CEE7/4 type F	2x 2P+E	16	230	D/I

fig.		plug type	contacts	max. (A)	max (V)	countries
7	550533	CEE7/4 type F	2x 2P+E	16	230	D/I
8	550698	CEE7/5 type E	P+N+E	16	250	F/B

PERILEX plugs

fig.		contacts	max. (A)	max (V)	countries
1	550206	3P+N+E	16	250/400	D
2	550208	3P+N+E	25	250/400	D

fig.		contacts	max. (A)	max (V)	countries
3	550205	3P+N+E	16	250/400	D
4	550217	3P+N+E	16	250/400	D

PERILEX power sockets

fig.		contacts	max. (A)	max (V)	fig.		contacts	max. (A)	max (V)
1	551276	3P+N+E	16	400	2	550525	3P+N+E	16	400

CEE plugs

fig.		NP (-pole)	contacts	max. (A)	max (V)	protection	clamps (mm²)
1	550524	3	P+N+E	16	230	IP44	1.0-2.5
2	551134	3	P+N+E	16	230	IP44	1.0-2.5
3	551185	3	P+N+E	16	230	IP44	1.0-2.5

fig.		NP (-pole)	contacts	max. (A)	max (V)	protection	clamps (mm²)
4	550214	5	3P+N+E	16	400	IP44	1.0-2.5
5	551198	5	3P+N+E	16	400	IP44	1.0-2.5
6	551124	5	3P+N+E	32	400	IP44	2.5-6.0

fig.		NP (-pole)	contacts	max. (A)	max (V)	protection	clamps (mm²)
7	551199	5	3P+N+E	32	400	IP44	2.5-6.0
8	551220	5	3P+N+E	32	400	IP44	2.5-6.0
9	551127	5	3P+N+E	32	400	IP67	2.5-6.0

fig.		NP (-pole)	contacts	max. (A)	max (V)	protection	clamps (mm²)
10	550209	3	P+N+E	16	230	IP44	1.0-2.5
10	551219	3	P+N+E	32	230	IP44	2.5-6.0
11	551173	3	P+N+E	16	230	IP44	1.0-2.5
11	551184	3	P+N+E	32	230	IP44	2.5-6.0
12	550210	5	3P+N+E	16	400	IP44	1.0-2.5
12	550211	5	3P+N+E	32	400	IP44	2.5-6.0

RDRGROUP.RU

13 14 15

fig.		NP (-pole)	contacts	max. (A)	max (V)	protection	clamps (mm²)
13	551176	5	3P+N+E	16	400	IP44	1.0-2.5
13	551174	5	3P+N+E	32	400	IP44	2.5-6.0
14	551125	7	5P+N+E	32	400	IP44	2.5-6.0
15	551180	5	3P+N+E	32	400	IP44	2.5-6.0

16

fig.		NP (-pole)	contacts	max. (A)	max (V)	protection	clamps (mm²)
16	551175	7	5P+N+E	32	400	IP44	2.5-6.0

CEE plugs with cable

1

fig.		NP (-pole)	contacts	max. (A)	max (V)	CS (mm²)	CL (m)
1	551200	3	P+N+E	16	230	2.5	2

2

fig.		NP (-pole)	contacts	max. (A)	max (V)	CS (mm²)	CL (m)
2	551208	3	P+N+E	32	230	4	2

3

fig.		NP (-pole)	contacts	max. (A)	max (V)	CS (mm²)	CL (m)
3	551201	5	3P+N+E	16	400	2.5	2

CEE plugs with phase inverter

1 2

fig.		NP (-pole)	contacts	max. (A)	max (V)	protection	clamps (mm²)
1	550267	5	3P+N+E	16	400	IP44	1.0-2.5
1	550523	5	3P+N+E	32	400	IP44	2.5-6.0
2	551205	5	3P+N+E	16	400	IP44	1.0-2.5
2	551206	5	3P+N+E	32	400	IP44	2.5-6.0

CEE connectors

1 2 3

fig.		NP (-pole)	contacts	max. (A)	max (V)	protection	clamps (mm²)
1	550520	3	P+N+E	16	230	IP44	1.0-2.5
1	551096	3	P+N+E	32	230	IP44	2.5-6.0
2	551187	3	P+N+E	16	230	IP44	1.0-2.5
3	550215	5	3P+N+E	16	400	IP44	1.0-2.5
3	550521	5	3P+N+E	32	400	IP44	2.5-6.0

4 5

fig.		NP (-pole)	contacts	max. (A)	max (V)	protection	clamps (mm²)
4	551197	5	3P+N+E	16	400	IP44	1.0-2.5
4	551183	5	3P+N+E	32	400	IP44	2.5-6.0
5	551126	7	5P+N+E	32	415	IP44	2.5-6.0

CEE sockets

1 2 3

fig.		NP (-pole)	contacts	max. (A)	max (V)
1	551181	3	P+N+E	16	230
2	551182	5	3P+N+E	16	400
3	551186	5	3P+N+E	32	400

4 5 6

fig.		NP (-pole)	contacts	max. (A)	max (V)
4	550218	3	P+N+E	16	230
5	550263	5	3P+N+E	16	400
6	550248	5	3P+N+E	32	400

RDRGROUP.RU

fig.		NP (-pole)	contacts	max. (A)	max (V)
7	550265	3	P+N+E	16	230
8	551177	3	P+N+E	16	230
9	550264	5	3P+N+E	16	400
9	550522	5	3P+N+E	32	400

fig.		NP (-pole)	contacts	max. (A)	max (V)
10	550266[1]	5	3P+N+E	16	400
11	551178	5	3P+N+E	16	400
11	551179	5	3P+N+E	32	400

[1]incl. protective contact socket P+N+E, 16A/230V

appliance sockets/plugs

low temperature appliances 70°C

fig.		plug type	max (V)	fig.		plug type	max (V)
1	550699	C13	10A/250	3	550244	C14	10A/250
2	550242	C13	10A/250				

fig.		plug type	max (V)	fig.		plug type	max (V)
4	550704	C14	10A/250	6	551073	C14	10A/250
5	551024	C14	10A/250				

fig.		plug type	max (V)	fig.		plug type	max (V)
7	550758	C14	15A/250	9	550705	C20	10A/250
8	550700	C19	16A/250				

medium temperature appliances 120°C

fig.		plug type	max (V)	fig.	GEV No.	plug type	max (V)
1	550701	C15	10A/250	3	550706	C16	10A/250
2	550702	C15	10A/250				

fig.		plug type	max (V)	fig.		plug type	max (V)
4	550707	C16	10A/250	6	551275	C16	10A/250
5	550872	C16	10A/250				

high temperature appliances 155°C

fig.		plug type	max (V)	fig.		plug type	max (V)
1	550243	C15A	10A/250	3	550245	C16A	10A/250
2	551264	C15A	10A/250				

fig.		plug type	max (V)	fig.		plug type	max (V)
4	550708	C16A	10A/250	6	551039	C16A	10A/250
5	551023	C16A	10A/250				

fig.		plug type	max (V)	fig.		plug type	max (V)
7	551195	C21	16A/250	8	550709	C22	16A/250

RDRGROUP.RU

high temperature appliances 200°C

1

2

fig.		plug type	max (V)	fig.		plug type	max (V)
1	550316	C21	10A/250	2	550709	C22	16A/250

connection boxes

1

2

fig.		contacts	max. (A)	max (V)	clamps (mm²)	H (mm)
1	550425	3P+N+E	16	400	2.5	14
2	550240	3P+N+E	16	400	2.5	23

cables

power supply cables

1

fig.		plug type	contacts	CS (mm²)	max. (A)	max (V)	CL (m)
1	551136	BS1363	P+N+E	1.5	13	250	2

2

fig.		plug type	contacts	CS (mm²)	max. (A)	max (V)	CL (m)
2	551116	CEE7/7 - C13	P+N+E	1.5	10	250	1.4

3

fig.		plug type	contacts	CS (mm²)	max. (A)	max (V)	CL (m)
3	550554	CEE7/7 - C13	P+N+E	1.5	10	250	3.0
3	550553	CEE7/7 - C15	P+N+E	1	10	250	2.0
3	550726	CEE7/7 - C15	P+N+E	1	10	250	2.0
3	550729	CEE7/7 - C15	P+N+E	1.5	10	250	3.0
3	550730	CEE7/7 - C15A	P+N+E	1.5	10	250	3.0

4

fig.		plug type	contacts	CS (mm²)	max. (A)	max (V)	CL (m)
4	550229	CEE7/7 - C15	P+N+E	1	10	250	2.0

5

fig.		plug type	contacts	CS (mm²)	max. (A)	max (V)	CL (m)
5	551218	CEE7/7 type E+F	P+N+E	0.75	16	230	2
5	551193	CEE7/7 type E+F	P+N+E	1.5	16	230	
5	551085	CEE7/7 type E+F	P+N+E	1.5	16	230	2
5	551265	CEE7/7 type E+F	P+N+E	1.5	16	230	2
5	551194	CEE7/7 type E+F	P+N+E	1.5	16	230	3
5	551202	CEE7/7 type E+F	P+N+E	2.5	16	230	2

6

fig.		plug type	contacts	CS (mm²)	max. (A)	max (V)	CL (m)
6	551196	CEE7/7 type E+F	P+N+E	1.5	16	230	3

7

fig.		plug type	contacts	CS (mm²)	max. (A)	max (V)	CL (m)
7	551203	CEE7/7 type E+F	P+N+E	2.5	16	230	2

spiral cables

1

fig.		plug type	CS (mm²)	NP (-pole)	L (mm)	expansion
1	550072	-	1.5	3	480	5:1

2

fig.		plug type	CS (mm²)	NP (-pole)	L (mm)	expansion
2	550647	-	1.5	3	500	5:1
2	550430	-	1.5	5	500	5:1
2	550431	-	2.5	3	500	5:1
2	550432	-	2.5	5	500	5:1

RDRGROUP.RU

3

fig.		plug type	CS (mm²)	NP (-pole)	L (mm)	expansion
3	550071	CEE7/7 type E+F	1.5	3	500	5:1

4

fig.		plug type	CS (mm²)	NP (-pole)	L (mm)	expansion
4	550101	CEE7/7 type E+F	1.5	3	500	5:1

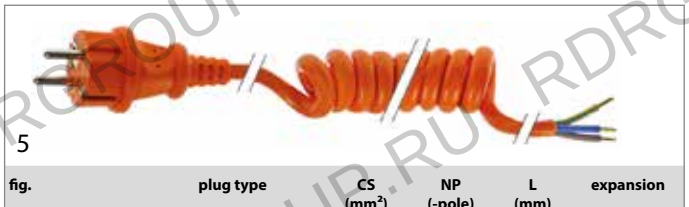

5

fig.		plug type	CS (mm²)	NP (-pole)	L (mm)	expansion
5	550555	CEE7/7 type E+F	1.5	3	500	5:1

6

fig.		plug type	CS (mm²)	NP (-pole)	L (mm)	expansion
6	550732	SEV1011	1.5	3	500	5:1
6	550733	SEV1011	1.5	3	500	5:1

extension cables

1

fig.		plug type	contacts	CS (mm²)	max. (A)	max (V)	CL (m)
1	550824	C13 - C14	P+N+E	1	10	250	1

2

fig.		plug type	contacts	CS (mm²)	max. (A)	max (V)	CL (m)
2	550427	CEE7/4 type F	P+N+E	1.5	16	250	5

3

fig.		plug type	contacts	CS (mm²)	max. (A)	max (V)	CL (m)
3	551098	CEE7/4 type F	P+N+E	1.5	16	250	10

cable reels

1

fig.		description
1	550428	extension 1,5mm² 3-pole cable reel L 25m

copper wire

up to 180°C

technical data:
permanent temperature -60 up to +180°C
maximum temperature 230°C
rated voltage 300/500V
test voltage 2000V
insulation silicone

pos.		CS (mm²)	colour	Qty (m)	conductor
1	551284	1	blue	25	nickel-plated copper wire
2	570284	1	blue	100	nickel-plated copper wire
3	550090	1	red	25	nickel-plated copper wire
4	570090	1	red	100	nickel-plated copper wire
5	550094	1.5	blue	25	nickel-plated copper wire
6	570094	1.5	blue	100	nickel-plated copper wire
7	550097	1.5	green/yellow	25	nickel-plated copper wire
8	570097	1.5	green/yellow	100	nickel-plated copper wire
9	550091	1.5	red	25	nickel-plated copper wire
10	570091	1.5	red	100	nickel-plated copper wire
11	550095	2.5	blue	25	nickel-plated copper wire
12	570095	2.5	blue	100	copper wire tinned
13	550098	2.5	green/yellow	25	nickel-plated copper wire
14	570098	2.5	green/yellow	100	nickel-plated copper wire
15	550092	2.5	red	25	nickel-plated copper wire
16	570092	2.5	red	100	nickel-plated copper wire
17	550093	4	black	25	nickel-plated copper wire
18	570093	4	black	100	nickel-plated copper wire
19	550096	4	blue	25	nickel-plated copper wire
20	570096	4	blue	100	nickel-plated copper wire
21	550099	4	green/yellow	25	nickel-plated copper wire
22	570099	4	green/yellow	100	nickel-plated copper wire

Table continues overleaf

RDRGROUP.RU

technical data:
permanent temperature -60 up to +180°C
maximum temperature 230°C
rated voltage 300/500V
test voltage 2000V
insulation silicone

pos.		CS (mm^2)	colour	Qty (m)	conductor
23	550040	6	black	25	nickel-plated copper wire
24	570040	6	black	100	nickel-plated copper wire
25	570136	6	blue	25	nickel-plated copper wire
26	570133	6	blue	100	nickel-plated copper wire

up to 200°C

technical data:
permanent temperature -60 up to +200°C
maximum temperature 250°C
rated voltage 300/500V
test voltage 2000V
conductor nickel-plated copper wire
insulation glass fibre braiding/silicone rubber

pos.		CS (mm^2)	colour	Qty (m)
1	551137	1	blue	10
2	570137	1	blue	100
3	550074	1	brown	10
4	570074	1	brown	100
5	550073	1	green/yellow	10
6	570073	1	green/yellow	100
7	550078	1.5	blue	10
8	570078	1.5	blue	100
9	550075	1.5	brown	10
10	570075	1.5	brown	100
11	550081	1.5	green/yellow	10
12	570081	1.5	green/yellow	100
13	550079	2.5	blue	10
14	570079	2.5	blue	100
15	550076	2.5	brown	10
16	570076	2.5	brown	100
17	550082	2.5	green/yellow	10
18	570082	2.5	green/yellow	100
19	550080	4	blue	10
20	570080	4	blue	100
21	550077	4	brown	10
22	570077	4	brown	100
23	550083	4	green/yellow	10
24	570083	4	green/yellow	100
25	550586	6	blue	10
26	570586	6	blue	100
27	550585	6	brown	10
28	570585	6	brown	100
29	550587	6	green/yellow	10
30	570587	6	green/yellow	100

up to 280°C

technical data:
permanent temperature -60 up to +280°C
maximum temperature 350°C
rated voltage 300/500V
test voltage 2000V
insulation glass fibre braiding/silicone rubber

pos.		CS (mm^2)	colour	Qty (m)	conductor
1	550084	1.5	white/black	10	nickel-plated copper wire
2	570084	1.5	white/black	100	CuA1
3	550085	2.5	white/black	10	nickel-plated copper wire
4	570085	2.5	white/black	100	nickel-plated copper wire
5	550086	4	black	10	nickel-plated copper wire
6	570086	4	black	100	nickel-plated copper wire
7	550588	6	brown	10	nickel-plated copper wire
8	570588	6	brown	100	nickel-plated copper wire

nickel wire

up to 350°C

technical data:
permanent temperature -60 up to +350°C
maximum temperature 400°C
rated voltage 300/500V
test voltage 2000V
conductor nickel wire
insulation glass fibre braiding/silicone rubber

pos.		CS (mm^2)	colour	Qty (m)
1	550589	1.5	blue	10
2	570589	1.5	blue	100
3	550087	1.5	brown	10
4	570087	1.5	brown	100
5	551138	1.5	white/brown	10
6	570138	1.5	white/brown	100
7	550088	2.5	brown	10
8	570088	2.5	brown	100
9	550591	2.5	white	10
10	570100	2.5	white	100
11	551139	2.5	white/brown	10
12	570139	2.5	white/brown	100
13	550089	4	brown	10
14	570089	4	brown	100
15	551140	4	white/brown	10
16	570140	4	white/brown	100
17	550590	6	brown	10
18	570590	6	brown	100
19	551142	6	white/brown	10
20	570142	6	white/brown	100

RDRGROUP.RU

PVC cable

technical data:
colour white
conductor copper wire
insulation PVC
permanent temperature 70°C
maximum temperature 70°C
rated voltage 300/500V
test voltage 2000V

pos.		NP (-pole)	CS (mm²)	L (mm)	pos.		NP (-pole)	CS (mm²)	L (mm)
1	550220	5	1.5	1500	3	550222	5	2.5	1500
2	550221	5	1.5	3000	4	550223	5	2.5	3000

rubber cables

technical data:
type H07 RN-F
colour black
maximum temperature 60°C
insulation rubber
rated voltage 450V
test voltage 2500V
permanent temperature -25°C up to +60°C

pos.		CS (mm²)	NP (-pole)	Qty (m)	pos.		CS (mm²)	NP (-pole)	Qty (m)
1	551172	1.5	3	25	9	551210	4	3	25
2	551143	1.5	3	50	10	551209	4	3	50
3	551171	2.5	3	25	11	551150	4	5	10
4	551144	2.5	3	50	12	551148	4	5	25
5	551189	2.5	5	10	13	551146	4	5	50
6	551170	2.5	5	25	14	551151	6	5	10
7	551145	2.5	5	50	15	551149	6	5	25
8	551211	4	3	10	16	551147	6	5	50

silicone cable

up to 180°C

technical data:
insulation silicone
colour red
permanent temperature -60 up to +180°C
maximum temperature 230°C
conductor copper
rated voltage 300/500V
test voltage 2000V

pos.		NP (-pole)	CS (mm²)	Qty	pos.		NP (-pole)	CS (mm²)	Qty
1	550065	3	1.5	25m	6	570066	5	1.5	100m
2	570065	3	1.5	100m	7	550067	5	2.5	25m
3	550064	3	2.5	25m	8	570067	5	2.5	100m
4	570064	3	2.5	100m	9	550068	5	4	25m
5	550066	5	1.5	25m	10	570068	5	4	100m

up to 400°C

technical data:
type MA-CNVAS
colour grey
permanent temperature -60 up to +400°C
insulation silicone coated glass fibre braiding
maximum temperature 500°C
conductor nickel-plated copper
rated voltage 300/500V
test voltage 2000V

pos.		NP (-pole)	CS (mm²)	Qty	pos.		NP (-pole)	CS (mm²)	Qty
1	550581	4	2.5	5m	5	550582	5	2.5	5m
2	570581	4	2.5	MTR	6	570582	5	2.5	MTR
3	550583	4	4	5m	7	550584	5	4	5m
4	570583	4	4	MTR	8	570584	5	4	MTR

PUR cable

technical data:
type H07BQ-F
colour orange
maximum temperature 90°C
insulation polyurethane
rated voltage 450V
test voltage 2000V
permanent temperature -40°C up to + 90°C°C

pos.		CS (mm²)	NP (-pole)	Qty (m)	pos.		CS (mm²)	NP (-pole)	Qty (m)
1	551169	1.5	3	25	11	551158	4	5	10
2	551152	1.5	3	50	12	551157	4	5	25
3	551168	2.5	3	25	13	551154	4	5	50
4	551153	2.5	3	50	14	551160	6	5	10
5	551190	2.5	5	10	15	551159	6	5	25
6	551165	2.5	5	25	16	551155	6	5	50
7	551164	2.5	5	50	17	551162	6	7	10
8	551167	4	3	10	18	551161	6	7	25
9	551166	4	3	25	19	551156	6	7	50
10	551163	4	3	50					

accessories

shrink tubes

pos.		shrinking range (mm)	Qty
1	551074	4.8-2.4	20x 50mm
2	100029	4.8-2.4	5m
3	570629	4.8-2.4	100m
4	551075	6.3-3.2	20x 50mm
5	100035	6.3-3.2	5m
6	570035	6.3-3.2	100m

RDRGROUP.RU

insulated hoses

up to 200°C

technical data:
material silicone
permanent temperature 200°C
maximum temperature 250°C
flashover voltage 2000V

pos.		ID ø (mm)	thickness (mm)	Qty (m)
1	100030	3	0.65	10
2	570030	3	0.65	100
3	100031	5	0.9	10
4	570031	5	0.9	100
5	100032	6	0.9	10
6	570032	6	0.9	100
7	100033	8	1	10
8	570033	8	1	100
9	100034	10	1	10
10	570034	10	1	50

up to 250°C

technical data:
material silicone coated glass fibre braiding
permanent temperature 250°C
maximum temperature 290°C
flashover voltage 3000V
colour red/brown

pos.		ID ø (mm)	Qty (m)
1	550014	3	10
2	570014	3	200
3	550015	6	10
4	570015	6	100
5	550019	8	10
6	570019	8	100
7	550016	12	10
8	570016	12	100
9	550017	16	10
10	570017	16	100

up to 450°C

technical data:
material silicone impregnated glass fibre braiding
permanent temperature 450°C
maximum temperature 500°C
flashover voltage 800V

pos.		ID ø (mm)	Qty (m)
1	550050	6	10
2	570050	6	100
3	550051	8	10
4	570051	8	100
5	550052	10	10
6	570052	10	100
7	550053	12	10
8	570053	12	100

protection hoses

fig.		type	ID ø (mm)	ED ø (mm)	material	Qty
1	550565	PG13.5	14.5	-	nickel-plated brass	1 piece
1	550301	PG13.5	14.5	-	nickel-plated brass	5 pieces
1	550579	PG16	16.1	-	nickel-plated brass	1 piece
1	550566	PG21	21.7	-	nickel-plated brass	1 piece
1	550308	PG21	21.7	-	nickel-plated brass	5 pieces
2	550036	PG13.5	16	19	zinc-coated steel	10m
2	550044	PG16	18	22	zinc-coated steel	10m
2	550035	PG21	23	27	zinc-coated steel	10m

cable glands

cable glands

fig.		ID ø (mm)	mounting ø (mm)	material	Qty (pcs)
1	550998	2.5	7	rubber	5
1	550310	5	7	Neoprene	10
1	550311	6	9	Neoprene	10
1	550312	8	11	Neoprene	10
1	550313	9	11	Neoprene	10
1	551102	10	12	Neoprene	1
1	550314	11	14	Neoprene	10
1	550315	12	18	Neoprene	10

threaded cable glands

screw connections

fig.		TS	cable ø (mm)	mounting ø (mm)	material	Qty (pcs)
1	551065	PG7	5	12.5	plastic	
1	550990[1]	PG9	8	15	plastic	
1	550971	PG16	14	22.5	plastic	1
1	551288[1]	PG16	14	22.5	plastic	1
1	550973	PG21	17	28	plastic	1
1	524662	M25	16	25	plastic	1
1	524663	M32	21	32	plastic	1
2	550567	PG7	5.0-7.0	12.5	nickel-plated brass	1
2	550302	PG7	5.0-7.0	12.5	nickel-plated brass	5
2	550568	PG9	6.0-8.0	15.2	nickel-plated brass	1
2	550303	PG9	6.0-8.0	15.2	nickel-plated brass	5
2	550569	PG11	8.0-10.0	18.6	nickel-plated brass	1
2	550304	PG11	8.0-10.0	18.6	nickel-plated brass	5
2	550570	PG13.5	10.0-12.0	20.4	nickel-plated brass	1

[1]incl. fastening nut
Table continues overleaf

RDRGROUP.RU

2

fig.		TS	cable ø (mm)	mounting ø (mm)	material	Qty (pcs)
2	550305	PG13.5	10.0-12.0	20.4	nickel-plated brass	5
2	550571	PG16	12.0-14.0	21.5	nickel-plated brass	1
2	550306	PG16	12.0-14.0	21.5	nickel-plated brass	5
2	550572	PG21	15.0-17.0	28.3	nickel-plated brass	1
2	550307	PG21	15.0-17.0	28.3	nickel-plated brass	5

fastening nuts

1

2

fig.		TS	H (mm)	WS	material	Qty (pcs)
1	550320	PG7		15	nickel-plated brass	10
1	550573	PG7	3	15	nickel-plated brass	1
1	550321	PG9		18	nickel-plated brass	5
1	550574	PG9	3	28	nickel-plated brass	1
1	550322	PG11		21	nickel-plated brass	5
1	550575	PG11	3	21	nickel-plated brass	1
1	550323	PG13.5		23	nickel-plated brass	5
1	550324	PG16		26	nickel-plated brass	5
1	550577	PG16	3	26	nickel-plated brass	1
1	550325	PG21		32	nickel-plated brass	5
1	550578	PG21	4.6	32	nickel-plated brass	1
2	550972	PG16		30	plastic	1
2	550974	PG21		34	plastic	1

terminals and connectors

insulated

male fastons

1 2 3

technical data:
material Cu gal Sn
insulation PVC
temperature max. 75°C
quantity 100 pcs

fig.		size (mm)	CS (mm²)	colour
1	550292	2.8x0.8	0.5-1.5	red
1	550294	4.8x0.8	0.5-1.5	red
1	550296	6.3x0.8	0.5-1.5	red
2	550293	2.8x0.8	1.5-2.5	blue
2	550295	4.8x0.8	1.5-2.5	blue
2	550297	6.3x0.8	1.5-2.5	blue
3	550615	6.3x0.8	4.0-6.0	yellow

1 2 3

technical data:
material Cu gal Sn
insulation nylon
temperature max. 105°C
quantity 100 pcs

fig.		size (mm)	CS (mm²)	colour
1	550237	6.3x0.8	0.5-1.5	red
2	550238	6.3x0.8	1.5-2.5	blue
3	550644	6.3x0.8	4.0-6.0	yellow

female fastons

1 2 3

technical data:
material Cu gal Sn
insulation PVC
temperature max. 75°C
quantity 100 pcs

fig.		size (mm)	CS (mm²)	colour
1	550150	2.8x0.8	0.5-1.5	red
1	550151	4.8x0.8	0.5-1.5	red
1	550153	6.3x0.8	0.5-1.5	red
2	550152	4.8x0.8	1.5-2.5	blue
2	550255	4.8x0.8	1.5-2.5	blue
2	550154	6.3x0.8	1.5-2.5	blue
3	550155	6.3x0.8	4.0-6.0	yellow

1 2 3

technical data:
material Cu gal Sn
insulation PVC
temperature max. 75°C
quantity 100 pcs

fig.		size (mm)	CS (mm²)	colour
1	550156	6.3x0.8	0.5-1.5	red
2	550157	6.3x0.8	1.5-2.5	blue
3	550282	6.3x0.8	4.0-6.0	yellow

1 2 3

technical data:
material Cu gal Sn
insulation PVC
temperature max. 75°C
quantity 100 pcs

fig.		size (mm)	CS (mm²)	colour
1	550283	2.8x0.8	0.5-1.5	red
1	550235	4.8x0.8	0.5-1.5	red
1	550178	6.3x0.8	0.5-1.5	red
2	550290	2.8x0.8	1.5-2.5	blue
2	550236	4.8x0.8	1.5-2.5	blue
2	550179	6.3x0.8	1.5-2.5	blue
3	550291	6.3x0.8	4.0-6.0	yellow

1 2 3

technical data:
material Cu gal Sn
insulation nylon
temperature max. 105°C
quantity 100 pcs

fig.		size (mm)	CS (mm²)	colour
1	550641	6.3x0.8	0.5-1.5	red
2	550642	6.3x0.8	1.5-2.5	blue
3	550643	6.3x0.8	4.0-6.0	yellow

RDRGROUP.RU

spade terminals

technical data:
material Cu gal Sn
insulation PVC
temperature max. 75°C
quantity 100 pcs

fig.		size (mm)	CS (mm^2)	colour
1	550632	M3 ø3.2	0.5-1.5	red
1	550634	M3.5 ø3.7	0.5-1.5	red
1	550172	M4 ø4.3	0.5-1.5	red
1	550638	M5 ø5.3	0.5-1.5	red
1	550274	M6 ø6.5	0.5-1.5	red
2	550633	M3 ø3.2	1.5-2.5	blue
2	550635	M3.5 ø3.7	1.5-2.5	blue
2	550173	M4 ø4.3	1.5-2.5	blue
2	550174	M5 ø5.3	1.5-2.5	blue
2	550176	M6 ø6.5	1.5-2.5	blue
3	550636	M3.5 ø3.7	4.0-6.0	yellow
3	550637	M4 ø4.3	4.0-6.0	yellow
3	550175	M5 ø5.3	4.0-6.0	yellow
3	550177	M6 ø6.5	4.0-6.0	yellow
3	550640	M8 ø8.5	4.0-6.0	yellow

ring terminals

technical data:
material Cu gal Sn
insulation PVC
temperature max. 75°C
quantity 100 pcs

fig.		size (mm)	CS (mm^2)	colour
1	550161	M3 ø3.2	0.5-1.5	red
1	550624	M3.5 ø3.7	0.5-1.5	red
1	550162	M4 ø4.3	0.5-1.5	red
1	550628	M5 ø5.3	0.5-1.5	red
1	550629	M6 ø6.5	0.5-1.5	red
2	550623	M3 ø3.2	1.5-2.5	blue
2	550625	M3.5 ø3.7	1.5-2.5	blue
2	550163	M4 ø4.3	1.5-2.5	blue
2	550164	M5 ø5.3	1.5-2.5	blue
2	550166	M6 ø6.5	1.5-2.5	blue
2	550630	M8 ø8.5	1.5-2.5	blue
3	550626	M3.5 ø3.7	4.0-6.0	yellow
3	550627	M4 ø4.3	4.0-6.0	yellow
3	550165	M5 ø5.3	4.0-6.0	yellow
3	550167	M6 ø6.5	4.0-6.0	yellow
3	550631	M8 ø8.5	4.0-6.0	yellow

bullet connectors

technical data:
material Cu gal Sn
insulation PVC
temperature max. 75°C
quantity 100 pcs

fig.		size (mm)	CS (mm^2)	colour
1	550196	ø4	0.5-1.5	red
2	550197	ø4	1.5-2.5	blue
2	550618	ø4	1.5-2.5	blue
3	550619	ø5	4.0-6.0	yellow

female bullets

technical data:
material Cu gal Sn
insulation PVC
temperature max. 75°C
quantity 100 pcs

fig.		size (mm)	CS (mm^2)	colour
1	550187	ø4	0.5-1.5	red
2	550188	ø4	1.5-2.5	blue
2	550616	ø5	1.5-2.5	blue
3	550617	ø5	4.0-6.0	yellow

wire end ferrules

technical data:
material Cu gal Sn
insulation PVC
temperature max. 110°C
quantity 100 pcs

pos.		CS (mm^2)	length	colour
1	550189	0.75	10mm + collar	white
2	550190	1	10mm + collar	yellow
3	550191	1.5	10mm + collar	red
4	550192	2.5	12mm + collar	blue
5	550193	4	12mm + collar	grey
6	550194	6	12mm + collar	black
7	550195	10	12mm + collar	cream

pin terminals

technical data:
material Cu gal Sn
insulation PVC
temperature max. 75°C
quantity 100 pcs

fig.		size (mm)	CS (mm^2)	colour
1	550168	1.9x12	0.5-1.5	red
1	550620	3.0x14	0.5-1.5	red
2	550621	2.2x13	1.5-2.5	blue
2	550169	2.8x13	1.5-2.5	blue
3	550170	2.8x13	4.0-6.0	yellow
3	550622	3.0x18	4.0-6.0	yellow

inline splice connectors

technical data:
material Cu gal Sn
insulation PVC
temperature max. 75°C
quantity 100 pcs

fig.		CS (mm^2)	colour
1	550158	0.5-1.5	red
2	550159	1.0-2.5	blue
3	550160	2.5-6.0	yellow

RDRGROUP.RU

end connectors

technical data:
quantity 10 pcs
material Cu gal Sn
insulation nylon
temperature max. 105°C

pos.		size (mm)	CS (mm²)
1	550749	10x21	1.0-2.5
2	550018	12.5x25	2.5-6.0
3	550033	15x28	6.0-8.5

plug connectors

1

2

fig.		NP (-pole)	connection	Qty (pcs)
1	550327	1	F6.3	5
2	550326	12	F6.3	

not insulated

female fastons

brass tin-plated

1

2

3

technical data:
material CuZn gal Sn
temperature max. 110°C
quantity 100 pcs

fig.		size (mm)	CS (mm²)
1	550650	2.8x0.8	0.5-1.0
1	550649	4.8x0.5	1.0-2.5
1	550648	4.8x0.5	0.5-1.0
1	550652	4.8x0.8	1.0-2.5
1	550651	4.8x0.8	0.5-1.0
1	550654	6.3x0.8	1-2.5
1	550653	6.3x0.8	0.5-1.0
1	550655	6.3x0.8	2.5-6.3
2	550660[1]	4.8x0.8	1.0-2.5
2	550659[1]	4.8x0.8	0.5-1.0
2	550279[1]	6.3x0.8	1.0-2.5
2	550661[1]	6.3x0.8	0.5-1.0
3	550657	6.3x0.8	1.0-2.5

[1]with safety system

brass

technical data:
material CuZn
temperature max. 125°C
quantity 20 pcs

pos.		size (mm)	CS (mm²)
1	100021	2.8x0.8	0.5-1.0
2	550959	4.8x0.8	1.0-2.5
3	100022	6.3x0.8	0.5-1.0

iron nickel-plated

1

2

technical data:
material Fe gal Ni
temperature max. 340°C
quantity 100 pcs

fig.		size (mm)	CS (mm²)
1	550045	6.3x0.8	0.5-1.5
1	550001	6.3x0.8	1.0-2.5
1	550046	6.3x0.8	2.5-6.0
2	550198	6.3x0.8	1.0-2.5

stainless steel

1

2

technical data:
material stainless steel
temperature max. 400°C
quantity 100 pcs

fig.		size (mm)	CS (mm²)
1	550903	4.8x0.5	0.5-1.5
1	550901	4.8x0.8	0.5-1.5
2	551002	6.3x0.8	1.0-2.5
2	551003	6.3x0.8	4.0-6.0
2	551001	6.3x0.8	0.5-1.0

female fastons with piggyback

1

2

3

technical data:
quantity 100 pcs

fig.		size (mm)	CS (mm²)	material	t.max. (°C)
1	550658	6.3x0.8	1.0-2.5	CuZn gal Sn	110
1	550012	6.3x0.8	1.0-2.5	Fe gal Ni	340
2	550058	6.3x0.8	-	CuZn	125
3	550047	6.3x0.8	-	CuZn gal Sn	110

male fastons

1

2

technical data:
material Cu gal Sn
temperature max. 125°C

fig.		size (mm)	CS (mm²)	Qty (pcs)
1	551228	6.3x0.8	1.0-2.5	10
2	550656	6.3x0.8	1.0-2.5	100

spade terminals

copper tin-plated

technical data:
material Cu gal Sn
temperature max. 125°C
quantity 100 pcs

pos.		size (mm)	CS (mm²)	pos.		size (mm)	CS (mm²)
1	550742	3.2	0.5-1.5	5	550746	5.3	1.5-2.5
2	550743	3.7	0.5-1.5	6	550747	5.3	4.0-6.0
3	550744	4.3	1.5-2.5	7	550748	6.5	4.0-6.0
4	550745	4.3	4.0-6.0				

RDRGROUP.RU

nickel

1

technical data:
material nickel
temperature max. 650°C
quantity 1 pcs

fig.		size (mm)	CS (mm^2)
1	551131	4	1.5-2.5

ring terminals

brass

technical data:
material CuZn
temperature max. 125°C

pos.		size (mm)	CS (mm^2)	Qty (pcs)
1	551019	3.2	0.5-1.0	100
2	550945	4	0.25-1.5	20

iron nickel-plated

1

2

technical data:
material Fe gal Ni
temperature max. 340°C

fig.		size (mm)	CS (mm^2)	Qty (pcs)
1	551010	3.2	1.0-2.5	10
1	551011	4.2	1.0-2.5	10
1	551013	4.2	4.0-6.0	10
1	551012	5.2	1.0-2.5	10
1	551014	5.2	4.0-6.0	10
1	551015	6.5	4.0-6.0	10
2	550008	4.3	1.0-2.5	100
2	550007	4.3	0.5-1.0	100
2	550009	5.3	1.0-2.5	100
2	550010	6.3	1.0-2.5	100
2	550011	8.5	2.5-6.0	100

copper tin-plated

technical data:
material Cu gal Sn
temperature max. 125°C
quantity 100 pcs

pos.		size (mm)	CS (mm^2)
1	550735	3.2	0.5-1.5
2	550736	3.7	0.5-1.5
3	550737	4.3	1.5-2.5
4	550738	4.3	4.0-6.0
5	550739	5.3	1.5-2.5
6	550740	5.3	4.0-6.0
7	550741	5.3	4.0-6.0

stainless steel

technical data:
material stainless steel
temperature max. 400°C
quantity 10 pcs

pos.		size (mm)	CS (mm^2)
1	551004	3.2	1.0-2.5
2	551007	4.2	4.0-6.0
3	551005	4.3	1.0-2.5
4	551006	5.3	1.0-2.5
5	551008	5.3	4.0-6.0
6	551009	6.5	4.0-6.0

nickel

technical data:
material nickel
temperature max. 650°C
quantity 10 pcs

pos.		size (mm)	CS (mm^2)
1	550750	4.2	1.0-2.5
2	550751	4.2	4.0-6.0

bullet connectors

1

fig.		size (mm)	CS (mm^2)	material	t.max. (°C)	Qty (pcs)
1	550334	3.5	0.25-1.5	Cu gal Sn	125	1

female bullets

1

2

3

technical data:
temperature max. 125°C
quantity 20 pcs

fig.		size (mm)	CS (mm^2)	material
1	100112	2	0.25-1.0	CuZn gal Sn
2	100023	2.4	0.5-1.5	CuZn
2	100024	4	0.25-1.5	CuZn
3	550923	6	0.5-1.5	CuZn

wire end ferrules

technical data:
material Cu gal Sn
temperature max. 110°C
quantity 100 pcs

pos.		CS (mm^2)	L (mm)
1	550180	0.75	8
2	550181	1	10
3	550182	1.5	10
4	550183	2.5	12
5	550184	4	12
6	550185	6	12
7	550186	10	15

protective coverings

1

2

3

4

fig.		NP (-pole)	size (mm)	material	t.max. (°C)	Qty (pcs)
1	550665	1	2.8	nylon	120	20
1	550666	1	4.8	nylon	120	20
1	550331	1	6.3	nylon	120	20
2	550902	1	4.8	nylon	120	100
2	550332	1	6.3	nylon	120	20
3	550667	1	6.3	nylon	120	20
4	550668	2	6.3	nylon	120	20

RDRGROUP.RU

fig.		NP (-pole)	size (mm)	material	t.max. (°C)	Qty (pcs)
5	551223	4	6.3	nylon	120	1
6	551222	4	6.3	plastic	120	1

pin terminals

copper tin-plated

technical data:
material Cu gal Sn
temperature max. 125°C

fig.		ø (mm)	CS (mm²)	Qty (pcs)
1	551188	1.8	1.5-2.5	100
2	551132	2.3	1.5-2.5	1

insulated tapes

PVC

technical data:
material PVC
temperature resistance -10 up to 105°C
width 15mm
length 10m
approval VDE

fig.		colour
1	550021	black
1	550023	blue
1	550026	green
1	550025	grey

fig.		colour
1	550024	red
1	550022	white
1	550032	yellow/green

glass fabric

technical data:
material glass fabric

pos.		Temp.Res. (°C)	W (mm)	L (m)
1	550031	max. 130	12	20
2	550056	max. 200	19	50

miscellaneous

fig.		material	Temp.Res. (°C)	W (mm)	L (m)	colour	approval	T (mm)	type
1	551285		max. +85	50	15			3	XG-TAPE

plug connectors

fig.		description	suitable for
1	550889	plug connector 8-pole	Küppersbusch
2	550888	plug connector 8-pole	Küppersbusch
3	550330	plug connector 12-pole	Electrolux Juno Küppersbusch Zanussi
4	550333	plug connector 12-pole	Electrolux Juno Küppersbusch Zanussi
5	550328	female bullet ø 3,5mm	Electrolux Juno Zanussi
6	550334	plug connector size 3,5mm 0,25-1,5mm² Cu gal Sn	Electrolux Juno Zanussi

fig.		description	suitable for
7	400761	plug connector 5-pole	Elettrobar
8	550048	female bullet	—
9	551060	plug connector 2-pole	—
10	551061	female bullet ø 2,1mm 0,5-1,5mm² CuZn gal Sn	—

fig.		description	suitable for
11	550870	plug connector 4-pole	Rieber
12	550869	plug connector 4-pole	Rieber
13	550171	plug connector 10-pole STV 2/10	Angelo-Po Capito

terminals

porcelain clamps

fig.		NP (-pole)	CS (mm²)	max. (A)	max (V)	MD (mm)	Qty (pcs)
1	550592	1	2.5	10	250	-	1
1	555592	1	2.5	10	250	-	10
1	550593	1	4	20	450	-	1
1	555593	1	4	20	450	-	10
1	550594	1	6	30	450	-	1
1	555594	1	6	30	450	-	5
2	550112	2	2.5	10	250	-	1
2	555112	2	2.5	10	250	-	10
2	550115	2	10	30	450	-	1
2	555115	2	10	30	450	-	5

RDRGROUP.RU



3 4

fig.		NP (-pole)	CS (mm²)	max. (A)	max (V)	MD (mm)	Qty (pcs)
3	550113	3	2.5	32	250	14	1
3	555113	3	2.5	32	250	14	5
3	550116	3	10	30	450	16	1
3	555116	3	10	30	450	17	5
4	550114	4	2.5	10	250	18	1
4	555114	4	2.5	10	250	18	5
4	550414	4	10	30	450	29	1

5 6

fig.		NP (-pole)	CS (mm²)	max. (A)	max (V)	MD (mm)	Qty (pcs)
5	555001	2	6	30	450	-	1
6	555000	3	4	30	450	12	1

7 8

fig.		NP (-pole)	CS (mm²)	max. (A)	max (V)	MD (mm)	Qty (pcs)
7	550595	2	10	32	450	21	1
8	550596	3	10	32	450	19	1

9

fig.		NP (-pole)	CS (mm²)	max. (A)	max (V)	MD (mm)	Qty (pcs)
9	550124	1	2.5	32	400	-	1
9	550125	1	10	57	400	-	1
9	550126	1	16	76	400	-	1

terminal blocks

1

technical data:
temperature resistance 150°C

fig.		NP (-pole)	cross section (mm²)	max. (A)	max (V)
1	550232	12	2.5	32	450
1	693220	12	4	32	750
1	550838	12	6	41	750
1	550239	12	16	75	750

terminal blocks with fuse holder

technical data:
load max. 24A
maximum voltage 450V
nominal cross section 2,5mm²
suitable fuse ø5x20mm

pos.		NP (-pole)	pos.		NP (-pole)	pos.		NP (-pole)
1	358389	0	3	358391	2	5	358393	4
2	358390	1	4	358392	3			

connection terminals with screw/faston connections

1 2 3

fig.		NP (-pole)	max. (A)	max (V)	connection	Temp.Res. (°C)
1	550109	3	40	250	M6 / F6.3	130
2	550110	5	40	250	M6 / F6.3	130
3	550111	6	40	250	M6 / F6.3	130

4 5 6

fig.		NP (-pole)	max. (A)	max (V)	connection	Temp.Res. (°C)
4	550516	3	40	400	M6 / F6.3	150
5	550517	5	40	450	M6 / F6.3	150
6	550518	6	40	450	M6 / F6.3	150

7 8 9

fig.		NP (-pole)	max. (A)	max (V)	connection	Temp.Res. (°C)
7	550278	3	40	400	ø6mm² / F6.3	150
8	550349	4	40	400	ø6mm² / F6.3	150
9	550411	6	40	450	ø6mm² / F6.3	150

RDRGROUP.RU

fig.		NP (-pole)	max. (A)	max (V)	connection	Temp.Res. (°C)
10	550534[1]	3	40	450	ø6mm² / F6.3	150
11	550961[1]	4	40	450	ø6mm² / F6.3	150
12	550977[1]	6	40	450	ø6mm² / F6.3	150

[1]with ground lug



fig.		NP (-pole)	max. (A)	max (V)	connection	Temp.Res. (°C)
13	505212	2	20	600	ø2.5mm² / F6.3	150
13	551027	2	12	400	ø2.5mm² / F6.3	150
14	550458	3	25	450	ø2.5mm² / F6.3	150

fig.		NP (-pole)	max. (A)	max (V)	connection	Temp.Res. (°C)
15	550762	2	16	400	ø2.5mm² / F6.3	150
16	551067	3	16	400	ø2.5mm² / F6.3	150
17	551026	5	16	400	ø2.5mm² / F6.3	150

fig.		NP (-pole)	max. (A)	max (V)	connection	Temp.Res. (°C)
18	551278	3	40	450	M6 / F6.3	150
19	551266	6	40	450	M5 / F6.3	150
20	551260	7	40	450	M5 / F6.3	150

connection terminals with screw connection

fig.		NP (-pole)	max. (A)	max (V)	connection	Temp.Res. (°C)
1	550470	3	40	400	M6 / M6	150
2	550507	4	40	400	M6 / M6	150
3	550355	6	40	400	M6 / M6	150

fig.		NP (-pole)	max. (A)	max (V)	connection	Temp.Res. (°C)
4	551021	3	15	500	screw	150
5	551109	4	15	500	screw	150
6	550495	4	15	500	screw	150

fig.		NP (-pole)	max. (A)	max (V)	connection	Temp.Res. (°C)
7	503006	5	41	450	ø6mm²	150
8	550034	5	41	450	ø6mm²	150

connection terminals with faston connections



fig.		NP (-pole)	max. (A)	max (V)	connection	Temp.Res. (°C)
1	551049	2	20	600	F6.3/F6.3	90
2	550989	4	25	450	F6.3/F6.3	90
3	550953	6	20	450	F6.3/F6.3	90

fig.		NP (-pole)	max. (A)	max (V)	connection	Temp.Res. (°C)
4	550785	7	20	450	F6.3/F6.3	90
5	550954	9	20	450	F6.3/F6.3	90

fig.		NP (-pole)	max. (A)	max (V)	connection	Temp.Res. (°C)
6	519304	3	15	450	F6.3	110
7	550037	3	17.5	450	F6.3	110
8	550451	4	17.5	450	F6.3	110

RDRGROUP.RU



9 10

fig.		NP (-pole)	max. (A)	max (V)	connection	Temp.Res. (°C)
9	519372	4	17.5	450	F6.3	110
10	550038	6	16	400	F6.3	110

connection terminals with strain relief

1 2 3

fig.		NP (-pole)	max (V)	max. (A)	cable ø (mm)	cross section (mm²)	suitable for
1	550988	2	400	16	10.5	2.5	Cookmax Melitta
2	550976	2	450	16	10.5	1.5	Cookmax RM-Gastro
3	550356	2	450	16	15	1.5	CF-Cenedese Cookmax RM-Gastro Scotsman Sirman Smeg

4 5 6

fig.		NP (-pole)	max (V)	max. (A)	cable ø (mm)	cross section (mm²)	suitable for
4	551037	3	400	16	8.5	2.5	Bonamat
5	551029	3	400	16	10.5	2.5	Animo Bonamat
6	550991	3	400	16	-	2.5	Sirman

7

fig.		NP (-pole)	max (V)	max. (A)	cable ø (mm)	cross section (mm²)	suitable for
7	550764	3	450	16	14.5	1.5	Cookmax Sirman
7	550765	5	450	16	14.5	1.5	Cookmax Sirman

connection boxes

1 2 3

fig.		NP (-pole)	contacts	suitable for
1	550300	3	P+N+E	Colged Cookmax Elettrobar Rancilio Roller Grill Univer-Bar
1	550755[1]	3	P+N+E	Tecnoeka
2	550670	3	P+N+E	Lamber
3	550489	5	3P+N+E	Fabar Silanos

[1]with cable 1600mm

4 5

fig.		NP (-pole)	contacts	suitable for
4	550960	5	3P+N+E	Cookmax Sirman Univer-Bar
5	550671	6	3P+N+E	Lamber Piron

terminal boards

1

fig.		NP (-pole)	TS	L (mm)	W (mm)
1	550413	3	M5	55	36

fig.		NP (-pole)	TS	L (mm)	W (mm)
1	550985	3	M6	83	53

plug-in terminal blocks

1 2

fig.		NP (-pole)	max. (A)	max (V)	Temp.Res. (°C)	cross section (mm²)
1	550921	4	16	400	120	2.5
2	550920	4	16	450	120	2.5

RDRGROUP.RU



3 4

fig.		NP (-pole)	max. (A)	max (V)	Temp.Res. (°C)	cross section (mm²)
3	519360	16	32	450	150	4
4	519361	16	32	450	150	4

PCB terminal blocks

pos.		NP (-pole)	raster size (mm)
1	550779	2	5
2	550800	2	5
3	550801	3	5
4	550802	4	5
5	550803	5	5
6	550778	6	5
7	550805	7	5

pos.		NP (-pole)	raster size (mm)
8	550806	8	5
9	551255	9	5
10	550808	10	5
11	551256	10	5
12	550811	13	5
13	551257	14	3

rail-mounted terminals

rail-mounted terminal blocks

1 2 3

fig.		NP (-pole)	contacts	cross section (mm²)
1	550421[1]	5	3P+N+E	1.0-10
2	550598	5	3P+N+E	1.0-10
3	550599	5	3P+N+E	1.0-10

[1]with fused terminal block

4 5 6

fig.		NP (-pole)	contacts	cross section (mm²)
4	550420	5	3P+N+E	1.5-16
5	550922	5	3P+N+E	1.5-16
6	551081[1]	5	3P+N+E	1.5-16

[1]with fused terminal block

WIELAND

rail-mounted terminals type 9700A

1 2 3

fig.		CS (mm²)	mounting	colour	W (mm)	L (mm)
1	550371	0.5-4	TR35	grey	6	46.6
1	550381	1.0-10	TR35	grey	8	46.6
1	550373	1.5-16	TR35	grey	10	49
1	550382	2.5-25	TR35	grey	12	59
1	550376	2.5-35	TR35	grey	16	59
2	550372	0.5-4	TR35	yellow/green	6	48.5
2	550416	1.0-10	TR35	yellow/green	8	53
2	550375	1.5-16	TR35	yellow/green	10	53
2	550378	2.5-35	TR35	yellow/green	16	53
3	550409	0.5-4	TR35	blue	6	46.6
3	550383	1.0-10	TR35	blue	8	46.6
3	550374	1.5-16	TR35	blue	10	49
3	550455	2.5-25	TR35	blue	12	59
3	550377	2.5-35	TR35	blue	16	59

installation terminals

1 2 3

fig.		type	CS (mm²)	mounting	colour
1	550400[1]	WK4/D2/2U/V0	0.5-6	TS35+TS32	grey
2	550434	WKI4D-D/V0	0.5-6	TR35	grey
3	550433	WKI4N-D-SL/V0	0.5-6	TR35	grey

[1]duo-modular terminal

fuse terminal blocks



1 2

fig.		type	suitable fuse	curr. (A)	rated (V)
1	550105	WK10/SIU 5X20 /V0	ø5x20mm	10	250
1	550439	WK10/SIU 6.3X32 /V0	ø6.3x32mm	10	250
2	550104	WK4/THSI 5 U/V0	ø5x30mm	10	600
2	550348	WK4/THSI 6.3 U/V0	ø6.3x32mm	6.3	600

RDRGROUP.RU

accessories



fig.		description
1	550410	end barrier for duo-modular terminal clamps up to 4mm² grey
2	550435	end barrier for feed-through terminal clamps up to 4mm² grey
2	550436	isolation barrier for feed-through terminal clamps up to 4mm² grey
3	550337	end barrier for fuse terminal
4	550418	end barrier for rail-mounted terminal clamps up to 10mm² yellow/green
4	550429	end barrier for rail-mounted terminal clamps up to 16mm² green
4	550392	end barrier for rail-mounted terminal clamps up to 25/35mm² blue
4	550384	end barrier for rail-mounted terminal clamps up to 4mm² blue
5	550394	isolation barrier for rail-mounted terminal clamps up to 10mm² blue
5	550395	isolation barrier for rail-mounted terminal clamps up to 16mm² yellow/green
5	550399	isolation barrier for rail-mounted terminal clamps up to 25/35mm² green
5	550393	isolation barrier for rail-mounted terminal clamps up to 4mm² grey

fig.		description
6	550370	terminal block end bracket

terminal boxes

fig.		NP (-pole)	L (mm)	W (mm)	H (mm)
1	551123		145	145	54
2	551214	4	90	52	28
2	551216	4	90	52	33
3	550823	-	100	100	60
3	550029	-	150	110	70
3	550506	-	190	140	70

switch boxes

fig.		W (mm)	L (mm)	H (mm)	for
1	550505	125	175	114	5 modules
2	550504	175	215	115	8 modules
3	550501	250	285	136	12 modules

DIN rails



fig.		W (mm)	L (mm)	HD (mm)
1	551016	35	55	35
2	551018	35	72	52

fig.		W (mm)	L (mm)	HD (mm)
2	551017	35	138	118
3	550465	35	2000	-

RDRGROUP.RU