



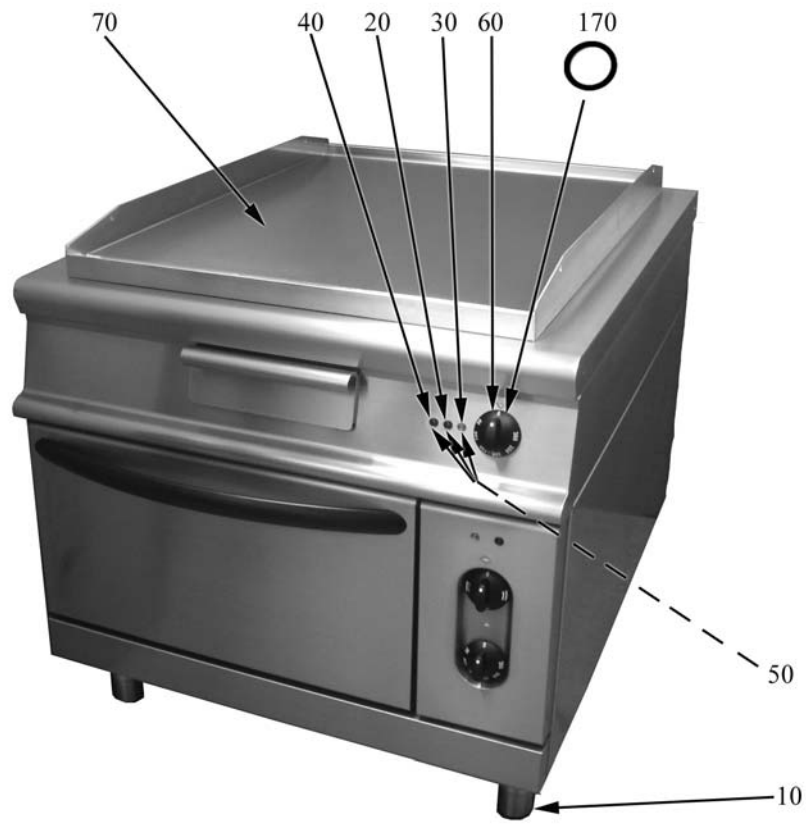
FRY-TOP ELETTRICI

Serie 1100

TIPO: 110/90FTE, 110/90FTE1/2R, 110/90FTER, 110/90FTEC, 110/90FTEC1/2R,
110/90FTECR, 110/90TFTE, 110/90TFTE1/2R, 110/90TFTER, 110/90TFTEC,
110/90TFTEC1/2R, 110/90TFTECR, 110/90FTEE

Parti di ricambio





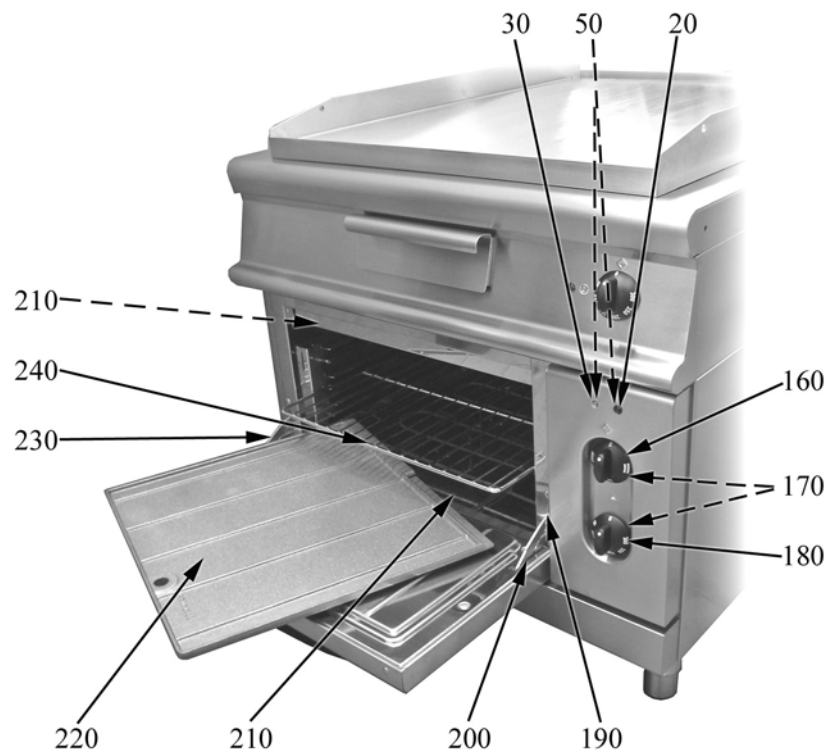
Parti di ricambio

| ID | Tipo | Voltaggio | Descrizione | Codici |
|---|--------------------------------------|-----------|--|-----------|
| Module:Parti esterne e kit porte | | | | |
| 10 | 90,901/2R,90C,90R,90C1/2R,90CR,90E | | Piedino | 826490142 |
| 20 | | | Gemma verde | 6A038507 |
| 30 | | | Gemma bianca | 6A039207 |
| 40 | 90C,90CR,90C1/2R,90TC,90TCR,90TC1/2R | | Gemma rossa(solo con piastra cromata) | 6A038907 |
| 50 | | | Segnalatori luminosi | 6A038506 |
| 60 | | | Manopola nera per frytop elettrico | 2599314 |
| 70 | 90,90T,90E | | Piastra | 2518100 |
| 70 | 901/2R,90T1/2R | | Piastra | 2518110 |
| 70 | 90R,90TR | | Piastra | 2518120 |
| 70 | 90TC,90C | | Piastra | 2518130 |
| 70 | 90TC1/2R,90C1/2R | | Piastra | 2518140 |
| 70 | 90TCR,90CR | | Piastra | 2518150 |
| 80 | 90C1/2R,90C,90,901/2R,90R,90CR | | Kit porta | 2593510 |
| 90 | 90C1/2R,90C,90,901/2R,90R,90CR | | Cerniera inferiore destra superiore sinistra porta | 2547870 |
| 100 | 90C1/2R,90C,90,901/2R,90R,90CR | | Magnete | 826900011 |
| 110 | 90C1/2R,90C,90,901/2R,90R,90CR | | Porta | 2593160 |
| 120 | 90C1/2R,90C,90,901/2R,90R,90CR | | Cerniera inferiore sinistra superiore destra porta | 2547860 |
| 170 | | | Guarnizione manopola | 2519490 |

90=110/90FTE, 901/2R=110/90FTE1/2R, 90R=110/90FTER, 90C=110/90FTEC, 90C1/2R=110/90FTEC1/2R, 90CR=110/90FTECR, 90T=110/90TFTE, 90T1/2R=110/90TFTE1/2R, 90TR=110/90TFTER, 90TC=110/90TFTEC, 90TC1/2R=110/90TFTEC1/2R, 90TCR=110/90TFTECR, 90E=110/90FTEE

A=3/N/PE~400/230V 50Hz, H=3/PE~230V 50Hz

Parti di ricambio




Parti di ricambio

| ID | Tipo | Voltaggio | Descrizione | Codici |
|-------------------------------------|------|-----------|---|-----------|
| Module:Parti forno elettrico | | | | |
| 30 | 90E | | Gemma bianca | 6A039207 |
| 20 | 90E | | Gemma verde | 6A038507 |
| 50 | 90E | | Segnalatori luminosi | 6A038506 |
| 160 | 90E | | Manopola commutatore forno elettrico nera | 2599207 |
| 170 | 90E | | Guarnizione manopola | 2519490 |
| 180 | 90E | | Manopola forno elettrico nera | 2599208 |
| 190 | 90E | | Portarullini per cerniera | 6A035930 |
| 200 | 90E | | Cerniera dx | 6A035910 |
| 210 | 90E | | Resistenza 1500 W | 826620041 |
| 220 | 90E | | Suola forno | 6A001010 |
| 230 | 90E | | Cerniera sx | 6A035920 |
| 240 | 90E | | Griglia | 826330120 |

90=110/90FTE, 901/2R=110/90FTE1/2R, 90R=110/90FTER, 90C=110/90FTEC, 90C1/2R=110/90FTEC1/2R, 90CR=110/90FTECR, 90T=110/90TFTE, 90T1/2R=110/90TFTE1/2R, 90TR=110/90TFTER, 90TC=110/90TFTEC, 90TC1/2R=110/90TFTEC1/2R, 90TCR=110/90TFTECR, 90E=110/90FTEE

A=3/N/PE~400/230V 50Hz, H=3/PE~230V 50Hz





Parti di ricambio

| ID | Tipo | Voltaggio | Descrizione | Codici |
|---|------|-----------|----------------------|-----------|
| Module: Componenti forno elettrico | | | | |
| 20 | 90E | | Gemma verde | 6A038507 |
| 30 | 90E | | Gemma bianca | 6A039207 |
| 50 | 90E | | Segnalatori luminosi | 6A038506 |
| 210 | 90E | | Resistenza 1500 W | 826620041 |
| 280 | 90E | | Commutatore | 6A046750 |
| 290 | 90E | | Commutatore | 6A046001 |
| 300 | 90E | | Termostato | 6A044601 |
| 310 | 90E | | Termostato sicurezza | 826630130 |
| 320 | | | Minicontattore | 6A047031 |

90=110/90FTE, 901/2R=110/90FTE1/2R, 90R=110/90FTE, 90C=110/90FTE, 90C1/2R=110/90FTE1/2R, 90CR=110/90FTECR, 90T=110/90TFTE, 90T1/2R=110/90TFTE1/2R, 90TR=110/90TFTE, 90TC=110/90TFTE, 90TC1/2R=110/90TFTE1/2R, 90TCR=110/90TFTECR, 90E=110/90FTEE

A=3/N/PE~400/230V 50Hz, H=3/PE~230V 50Hz



Parti di ricambio

| ID | Tipo | Voltaggio | Descrizione | Codici |
|-----------------------------------|------|-----------|----------------------|-----------|
| Module: Componenti interni | | | | |
| 320 | | | Minicontattore | 6A047031 |
| 330 | | | Termostato sicurezza | 826630130 |
| 340 | | | Commutatore | 6A046000 |
| 350 | | | Resistenza 1666 W | 6A044710 |
| 360 | | | Termostato di lavoro | 826630123 |

90=110/90FTE, 901/2R=110/90FTE1/2R, 90R=110/90FTE, 90C=110/90FTE, 90C1/2R=110/90FTE1/2R, 90CR=110/90FTECR, 90T=110/90TFTE, 90T1/2R=110/90TFTE1/2R, 90TR=110/90TFTE, 90TC=110/90TFTE, 90TC1/2R=110/90TFTE1/2R, 90TCR=110/90TFTECR, 90E=110/90FTEE

A=3/N/PE~400/230V 50Hz, H=3/PE~230V 50Hz